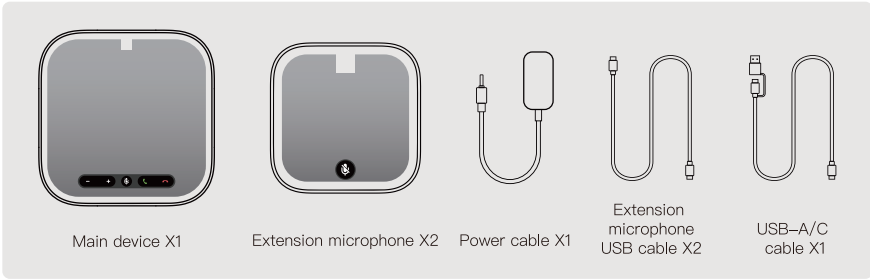


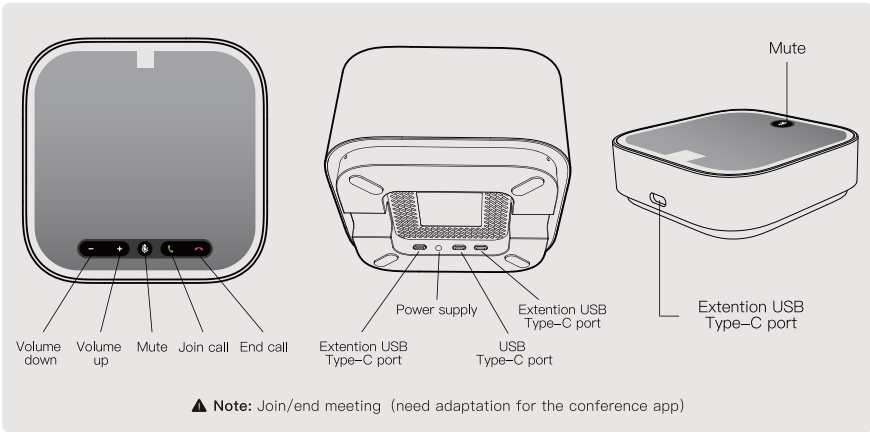


A10 Smart Conference Speakerphone  
User Manual

1 Product List

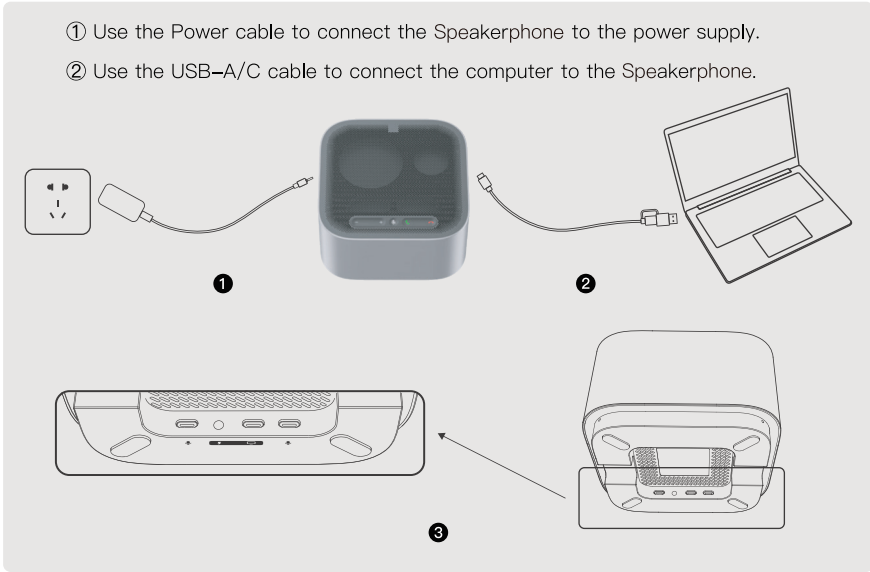


2 Product Description



3 Quick Start Meeting Guide

(1) Connect the USB port



- 3 After the green light of Speakerphone is on, it can be used normally.
- 4 In the configuration of computer sound device or conference software, make sure that Speakerphone is selected. When selected, Speakerphone is ready to be used with conferencing software.

(2) Connecting Extension Microphones



4 Light indicator

Light indicator	Device status
Green	Microphone is working
Red	Microphone is muted
Orange	Booting up / Upgrading firmware
Clockwise rotation	Connecting to computer USB port
Counterclockwise rotation	Disconnecting to the computer USB port